



2B5 Series

Elvari™ Surface-Mounted Combination Unit

Key Features

- High quality and modern style complements other [Elvari™ products](#)
- Advanced weld construction
- Pill-shape design
- Bag retention ring included
- Concealed BradLock™ magnetic locking system

Operation

Towel dispenser holds C-fold or multi-fold towels with integral, easy-feed towel guide liner. Red, low-level indicator provides notice that refill is needed. Waste receptacle is removable for servicing by lifting the bag retention ring/handle. BradLock system and magnetic key on the towel dispenser provide security, a seamless design, and easy access for service. Magnetic lock location is hidden from view behind the Bradley logo.

Capacity

Small Capacity

- Towel Dispenser: Approximately 400 folded paper towels
- Waste Receptacle: 10 gallon

Medium Capacity

- Towel Dispenser: Approximately 500 folded paper towels
- Waste Receptacle: 14 gallon

Large Capacity

- Towel Dispenser: Approximately 800 folded paper towels
- Waste Receptacle: 18 gallon

Guide Specification

Surface-mounted towel and waste receptacle combination unit. High quality and style. 20-gauge, 300 series stainless steel in a brushed #3 satin finish. Welded, pill-shape construction. Bag retention ring holds liners in place and can serve as a handle. 20-gauge stainless steel connecting plate protects walls and makes cleaning easier.

Overall Dimensions – Small Capacity:

32-1/4" H x 17" W x 13" D (819mm x 249mm x 330mm)

Overall Dimensions – Medium Capacity:

47-3/16" H x 17" W x 13" D (1198mm x 249mm x 330mm)

Overall Dimensions – Large Capacity:

59" H x 17" W x 13" D (1496mm x 249mm x 330mm)

MasterFormat Title: Commercial Toilet Accessories

MasterFormat Number: 10 28 13.13

OmniClass Title: Toilet and Bath Specialties

OmniClass Code: 23.31.25.00

For information on Warranties, Maintenance and BAA/ARRA Compliance, visit our website at: bradleycorp.com/washroom-accessories-products

Orders composed of products indicated as **BradEX®** will be available to ship in three days after receipt of order at the factory. There is no pricing penalty for this service from Bradley.

Verify all rough-in dimensions prior to installation.



Product Compliance

Complies with

- The Americans with Disabilities Act (ADA)
- ANSI/ICC A117.1 - Accessible and Usable Buildings & Facilities



- Consult local and national accessibility codes for proper installation guidelines. Conformity and compliance with local and national codes is the responsibility of the installer.

Finishes

- Click on any color swatch to view as a larger image.



Satin Stainless

Model (Must select one)	
2B5	Elvari Combi Unit
Standard Selections (Must select one from each category)	
Mounting Type (select one)	
11	Surface Mounted
Towel & Waste Capacity (select one)	
34	Small Capacity
0	Medium Capacity ¹
36	Large Capacity

¹ Model available with **BradEX®** expedited shipping.

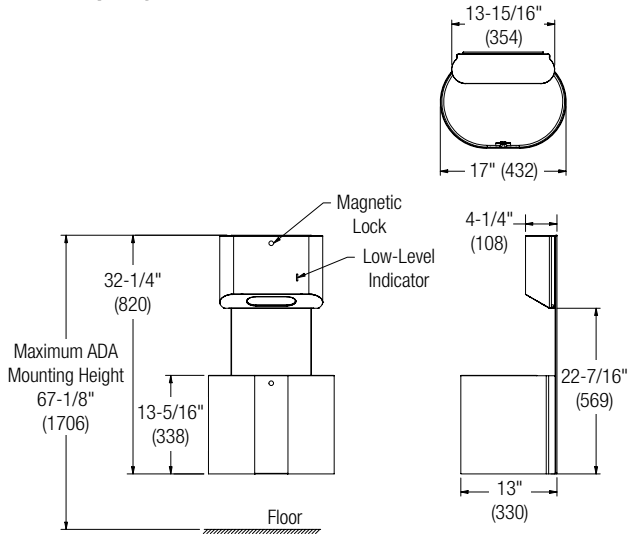


2B5 Series Elvari™ Surface-Mounted Combination Unit

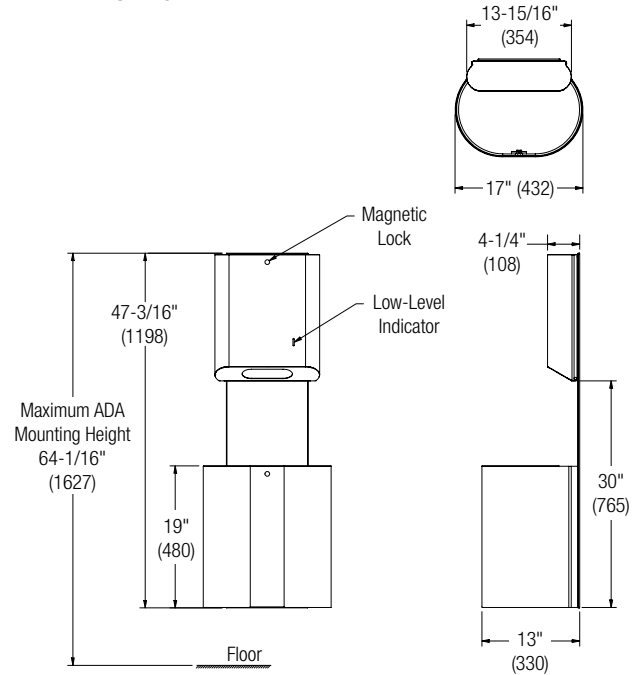
Dimensions

(mm)

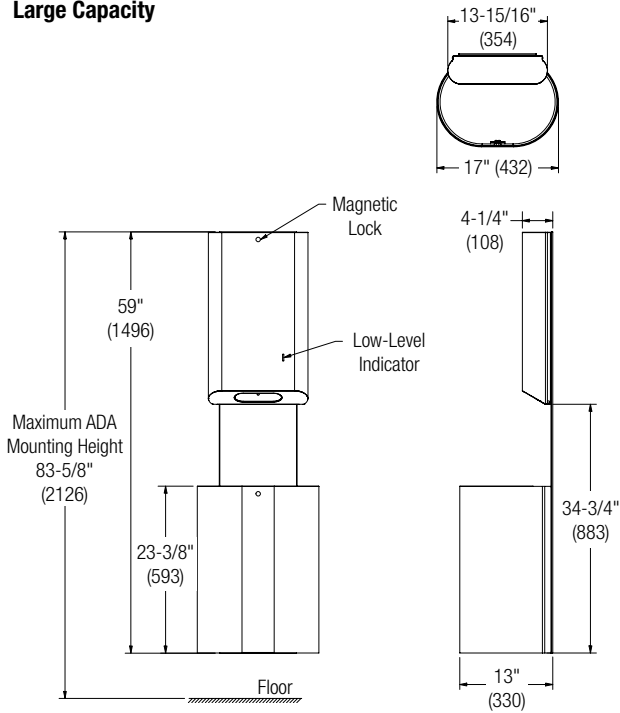
Small Capacity



Medium Capacity



Large Capacity



Orders composed of products indicated as **BradEX**® will be available to ship in three days after receipt of order at the factory. There is no pricing penalty for this service from Bradley.

Verify all rough-in dimensions prior to installation.